



SUSTAINABLE DEVELOPMENT GOALS



SDG 2
Zero Hunger



REPORT
2023-24



SUSTAINABLE DEVELOPMENT GOALS

2 ZERO HUNGER



Addressing food security, SGT University, through its Faculty of Agricultural Sciences, focuses on sustainable farming practices. Research initiatives include developing high-yield, climate-resilient crops to support local farmers. The university regularly hosts workshops to educate farmers on sustainable agricultural techniques and organic farming, promoting responsible food production. SGT also runs community outreach programs, distributing surplus food to local communities to combat hunger. On-campus research projects emphasize reducing food waste and improving post-harvest storage, ensuring food availability throughout the year. By integrating modern agricultural practices, SGT contributes to achieving zero hunger while supporting local agricultural economies.



SGT UNIVERSITY

Shree Guru Gobind Singh Tricentenary University



17.3.2 – SDG2: Zero Hunger

SGTU Publications on Various SDG's

S NO	Sustainable Development Goals	No of Publications
1	Good health and well-being	734
2	Zero hunger	132
3	Affordable and clean energy	103
4	Quality education	92
5	Industry, innovation and infrastructure	69
6	Gender equality	62
7	Clean water and sanitation	58
8	No poverty	49
9	Reduced inequalities	42
10	Responsible consumption and production	42
11	Decent work and economic growth	40
12	Life on land	40
13	Sustainable cities and communities	39
14	Life below water	31
15	Peace, justice, and strong institutions	28
16	Partnerships for the goals	26
17	Climate action	13

Activities



Measuring Food Waste Generation in SGT University Gurugram

Food waste is a major global issue, with universities, including SGT University in Gurugram, contributing due to large-scale dining operations. Addressing this begins with accurately measuring campus food waste to promote sustainability. SGT University aims to use resources efficiently, with waste reduction supporting food security initiatives. The university conducts regular waste audits and tracks food waste at various stages in the dining process. With tools like smart bins and surveys, it collects real-time data, identifies waste hotspots, and implements targeted strategies. This initiative supports financial sustainability, environmental responsibility, and fosters responsible consumption habits among students. **Month-wise total food wastage (2023-2024)**

Here are the key inferences:

1. General Trends:

- a. After the January 2023 spike, wastage levels generally stabilized between 1,500-3,000 kg per month

2. Recent Trend:

- a. The last quarter (July-October 2024) shows relatively consistent levels
- b. Wastage has stabilized around 2,000 kg per month

3. Year-over-Year Comparison:

- a. 2024 generally shows higher average wastage compared to corresponding months in 2023
- b. The pattern is more stable in 2024 compared to the volatile start of 2023

4. Lowest Points:

- a. The lowest wastage periods appear to be around November 2023 and July 2024

These troughs reached approximately 1,500-1,700 kg



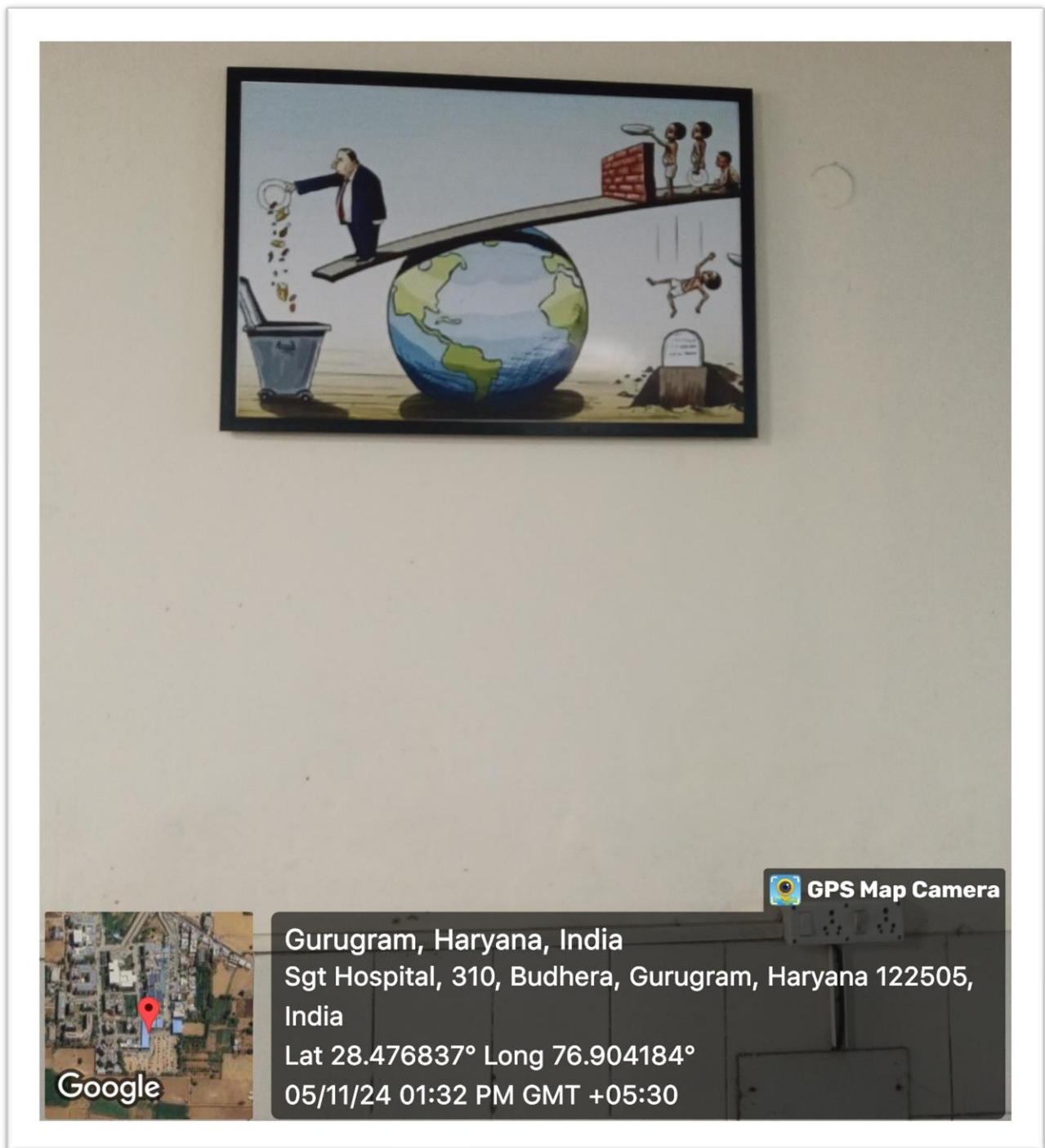
Picture 1: Plate area in SGT Mess.

Picture 2: Garbage Segregation in Garbage Segregation Area.

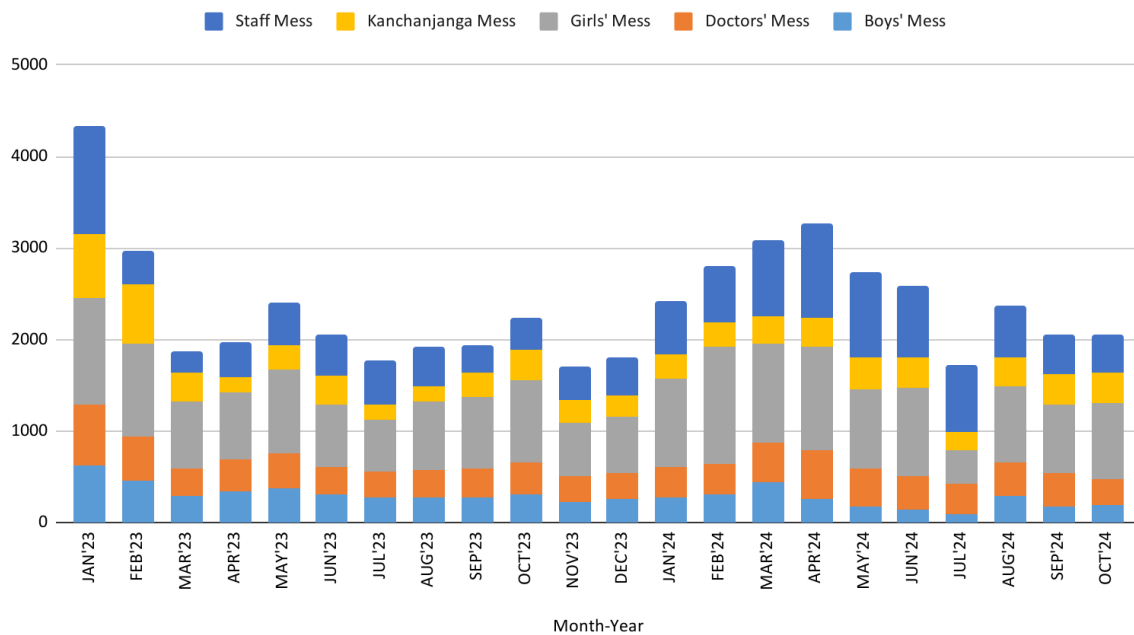


Gurugram, Haryana, India
Sgt Hospital, 310, Budhera, Gurugram, Haryana 122505,
India
Lat 28.476833° Long 76.90415°
05/11/24 01:33 PM GMT +05:30

Picture 3: Food Waste reduction awareness messages in the MUJ Premises



Month-wise distribution of food wastage across various mess (2023-2024)



Here are the key inferences:

1. Mess Distribution Pattern:

- a. Five different mess facilities are tracked: Staff Mess, Kanchanjanga Mess, Girls' Mess, Doctors' Mess, and Boys' Mess

2. Proportional Analysis:

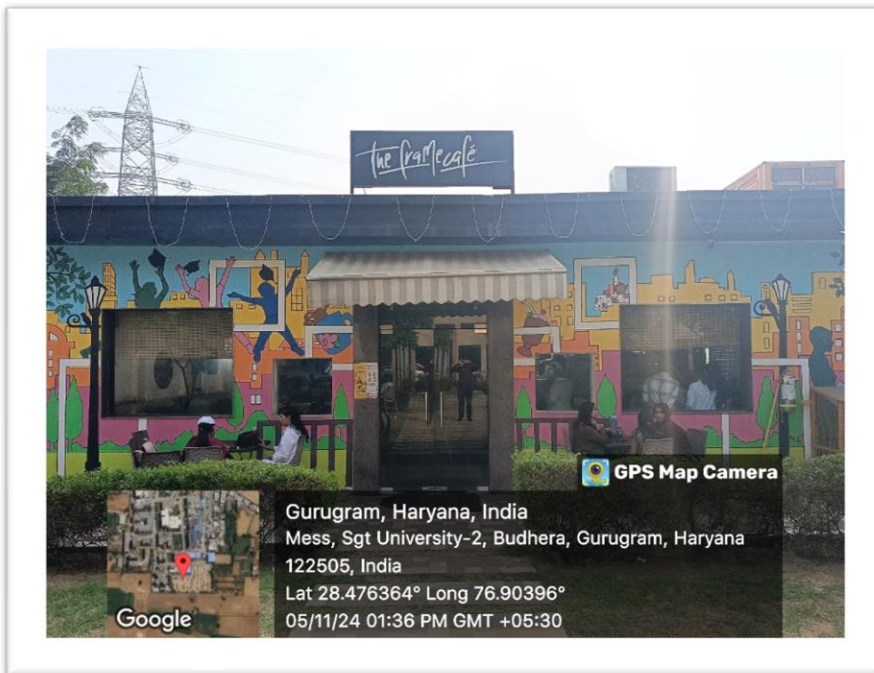
- a. Girls' Mess consistently shows a significant portion of the total wastage (gray section)
- b. Staff Mess (dark blue) and Kanchanjanga Mess (yellow) show notable variations
- c. Doctors' Mess (orange) maintains relatively stable, lower levels of wastage
- d. Boys' Mess (light blue) shows moderate contribution

3. Mess-specific Observations:

- a. Staff Mess appears to have more variable wastage patterns
- b. Girls' Mess maintains a relatively consistent proportion throughout
- c. Kanchanjanga Mess shows moderate fluctuations
- d. Doctors' Mess consistently maintains the lowest wastage levels

Date	Student Count	Total Weight (in kg)	Date	Student Count	Total Weight (in kg)	Date	Student Count	Total Weight (in kg)
01-11-2023	5500	94	01-12-2023	5500	101	01-01-2024	5500	55
02-11-2023	5500	85	02-12-2023	5500	97	02-01-2024	5500	59
03-11-2023	5500	101	03-12-2023	5500	100	03-01-2024	5500	66
04-11-2023	5500	89	04-12-2023	5500	102	04-01-2024	5500	78
05-11-2023	5500	92	05-12-2023	5500	102	05-01-2024	5500	76
06-11-2023	5500	85	06-12-2023	5500	100	06-01-2024	5500	73
07-11-2023	5500	90	07-12-2023	5500	95	07-01-2024	5500	69
08-11-2023	5500	91	08-12-2023	5500	111	08-01-2024	5500	74
09-11-2023	5500	83	09-12-2023	5500	81	09-01-2024	5500	73
10-11-2023	5500	77	10-12-2023	5500	79	10-01-2024	5500	78
13-11-2023	5500	62	11-12-2023	5500	106	11-01-2024	5500	77
14-11-2023	5500	67	12-12-2023	5500	104	12-01-2024	5500	79
15-11-2023	5500	61	13-12-2023	5500	98	13-01-2024	5500	105
16-11-2023	5500	90	14-12-2023	5500	98	14-01-2024	5500	90
17-11-2023	5500	89	15-12-2023	5500	102	15-01-2024	5500	88
18-11-2023	5500	78	16-12-2023	5500	71	16-01-2024	5500	79
19-11-2023	5500	82	17-12-2023	5500	57	17-01-2024	5500	114
20-11-2023	5500	91	18-12-2023	5500	48	18-01-2024	5500	80
21-11-2023	5500	103	19-12-2023	5500	47	19-01-2024	5500	90
22-11-2023	5500	95	20-12-2023	5500	54	20-01-2024	5500	78
23-11-2023	5500	83	21-12-2023	5500	40	21-01-2024	5500	82
24-11-2023	5500	92	22-12-2023	5500	43	22-01-2024	5500	89
25-11-2023	5500	94	23-12-2023	5500	44	23-01-2024	5500	87
26-11-2023	5500	74	24-12-2023	5500	43	24-01-2024	5500	100
27-11-2023	5500	90	25-12-2023	5500	43	25-01-2024	5500	79
28-11-2023	5500	90	26-12-2023	5500	46	26-01-2024	5500	92
29-11-2023	5500	100	27-12-2023	5500	45	27-01-2024	5500	87
30-11-2023	5500	94	28-12-2023	5500	49	28-01-2024	5500	81
Total		2422	29-12-2023	5500	53	29-01-2024	5500	79
			30-12-2023	5500	47	30-01-2024	5500	79
			31-12-2023	5500	37	31-01-2024	5500	83
			Total		2243	Total		2519

Picture 4: Some Food Outlet in SGT Campus.





KISAN MELA

Faculty of Agricultural Sciences

The Faculty of Agricultural Sciences in collaboration with the Department of Agriculture and Farmers' welfare organized Kisan Mela on 5th December 2023 at SGT University Campus, showcasing its commitment to agricultural development and rural empowerment. In event there were 500 gatherings including farmers, Agriculture students, administrative peoples – Dr. Anil Kumar, DDA(Agriculture), Dr. Jagbir Singh, SDAO (Agriculture) and Smt. Anita, Chairman Block Samiti, Prof. Satish Chander Sharma, Director IQAC, Prof. Vikas Dhawan, PVC, SGTU.

The Chief Guest Smt. Roshni Devi Ji adorned with agricultural wisdom, graced the Kisan Mela with admiration for the farmers' resilience and innovation. Commending their hard work, the guest highlighted the vital role farmers play in sustaining the nation. The Guest of Honour, Prof. O.P. Kalra, Vice Chancellor, SGTU graciously admired the agricultural innovations showcased at the Kisan Mela. Prof. Ashok Kumar, Dean, FASC shared during his welcome speech that in the soil testing lab, soil samples analyzed to assess their composition and fertility. Through rigorous tests, determined nutrient levels, pH, and texture, providing crucial insights for agricultural practices. Accurate results aid farmers in optimizing crop yield and resource use.

One of the highlights of the Kisan Mela was the series of informative lectures conducted by renowned agricultural scientists. These sessions covered topics ranging from crop management and soil health to water conservation, cool season vegetable crop cultivation, pest management in field and vegetable crops and organic farming.

Dr. Pooja Pant dealt with cool-season vegetable production and making them ideal for spring and fall cultivation. She explained about proper soil preparation, temperature management, and timely planting are key factors for a successful harvest.

Dr. Meenakshi highlighted that in Rabi season crop effective pest management is crucial for optimal yields. Integrated Pest Management (IPM) combines cultural, biological, and chemical control methods. Monitor crops regularly, use resistant varieties, and employ biological controls like beneficial insects. Minimize chemical use, opting for eco-friendly options. Timely intervention ensures a healthy and productive harvest.

At last vote of thanks given by Prof. Ashok Kumar Dean, FASC and also said that SGT University's Kisan Mela served as a comprehensive platform for farmers to learn, connect, and grow. By promoting

the adoption of modern agricultural practices, facilitating knowledge exchange, and fostering collaborations, the university contributed significantly to the empowerment of the farming community and the overall development of the agricultural sector.



Women entrepreneur describing their projects to the chief guest

Subject expert sharing recently developing technology of agriculture crops for doubling farmer's income





SGT UNIVERSITY

Phone : 0124-2278183-85, Fax : 0124-2278151 Website : www.sgtuniversity.ac.in Email : info@sgtuniversity.org
Budhera, Gurugram-Badli Road, Gurugram (Haryana) – 122505



@sgtuniversitygurgaon



@sgtuniversity



@SGTUniversity



@SGTUniversityGurgaonNCR